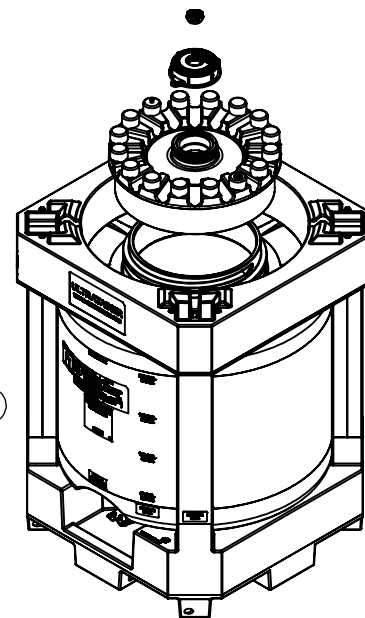
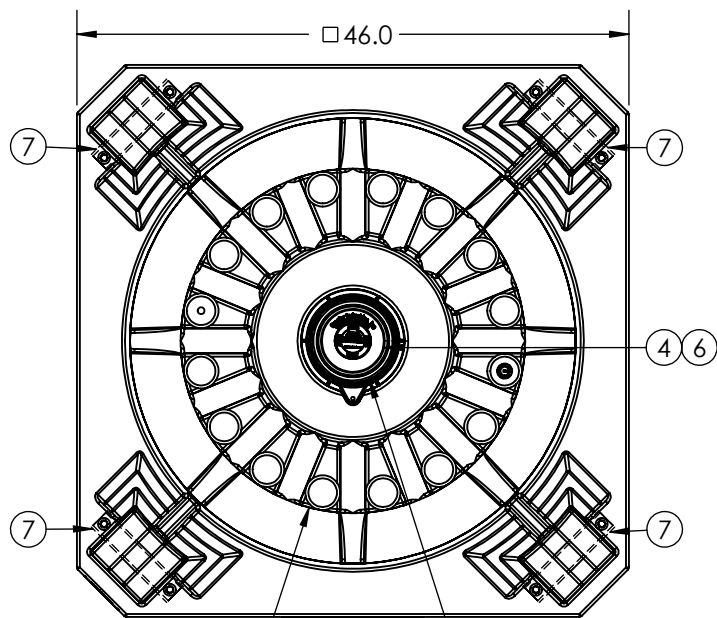
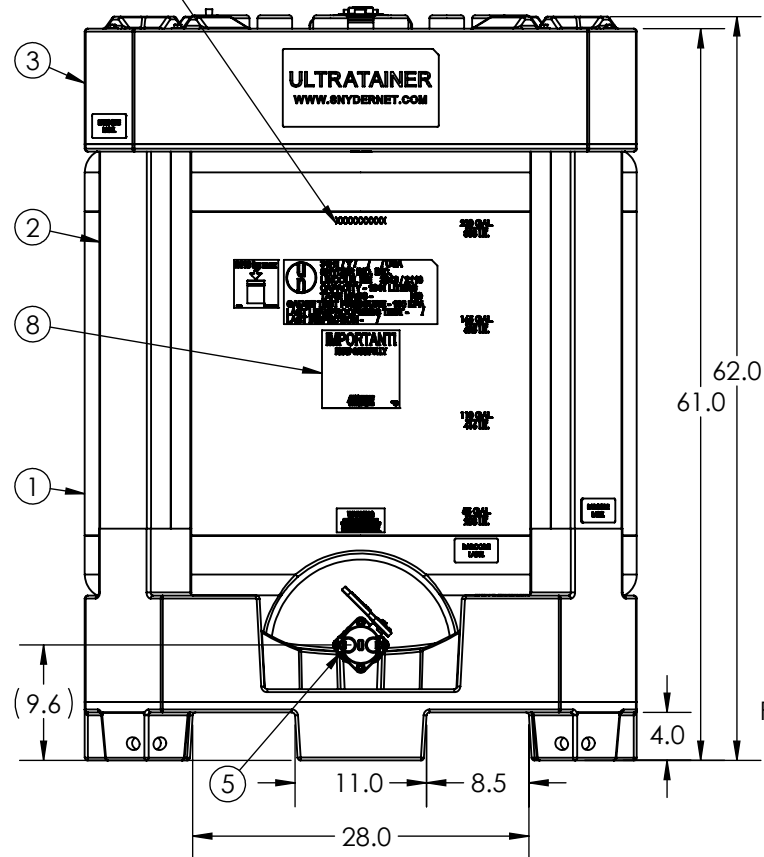


10 DIGIT SERIAL NUMBER



FILLNECK I.D. IS 20.25"

FILLNECK I.D IS 5"

FORK OPENING DIMENSIONS ARE THE SAME ON ALL FOUR SIDES

U.N. MARKINGS TO READ:

	31H1/Y/ / /USA
	SNYDER IND. INC.
	LINCOLN, NE 3813 / 2118
	CAPACITY - 1041 LITERS
	TARE MASS - KG
	GAUGE TEST PRESSURE - 100 KPA
LAST LEAKPROOFNESS TEST - /	
LAST INSPECTION - /	

ITEM NO.	QTY.	PART NUMBER	DESCRIPTION
8	1	34701262	STD IBC ASSEMBLY KIT W/BAG
7	1	34700905	ASM PIN PURCH PLASTIC W/BOLTS-ULTRA
6	1	34700822	ASM VENT PE 2IN VACUUM SII W/EPDM
5	1	34702616	ASM VALVE 2IN 4-BOLT STUBBY 100KPA
4	1	6750000B99901	ASM CAP 20IN HD/LGRY 2IN CENTER
3	1	6700000B86301	ASM TOP PROTECTOR ULT HD/CBL
2	1	6860000B86301	ASM BASE 275 ULT HD/CBL
1	1	6040001B97201	ASM TK 275 ULT 20CAP HD/NAT

DO NOT SCALE		DRAWN BY		TITLE:	ASM TK 275 ULT 20CAP NAT/CBL EPDM	REVISION
STATUS:		SB		Released		A
© SNYDER INDUSTRIES INC., 2017		ALL DIMENSIONS, DESIGNS, AND INFORMATION ON THIS PRINT MUST BE CONSIDERED PROPRIETARY TO SNYDER INDUSTRIES, INC. AND MAY NOT BE USED, COPIED, OR DISTRIBUTED WITHOUT WRITTEN PERMISSION OF AN OFFICER (OR HIS AGENT) OF THE FIRM.		PART NO.	6040001B97204	ENG. ID.
		(402) 467-5221 www.snydernet.com			D007152	SHEET 1 OF 1

ALL DIMENSIONS ARE IN INCHES, NOMINAL, & SUBJECT TO CHANGE WITHOUT NOTICE.
ALL DIMENSIONS ON ROTATIONAL MOLDED PARTS ARE SUBJECT TO A ± 3% TOLERANCE.